

Factor XIII

For the Quantitative Determination of Coagulation Factor XIII in Plasma

REF KAI-105

INTENDED USE

The **K-ASSAY®** Factor XIII Assay is an *in vitro* reagent for the quantitative determination of Coagulation Factor XIII in human plasma.

FOR *IN VITRO* DIAGNOSTIC USE.

INTRODUCTION AND SUMMARY

Coagulation Factor XIII is a transglutaminase that plays an important role in hemostasis since it participates in the final stages of the coagulation cascade. It is an enzyme of the blood coagulation system that cross-links and stabilizes fibrin. By polymerizing fibrin monomers, it enables the formation of a firm blood clot.

PRINCIPLE OF TEST

Latex particles coated with antibody specific to human Factor XIII form immune complexes in the presence of Factor XIII from the sample. The immune complexes cause an increase in light scattering, which is proportional to the concentration of Factor XIII in the plasma sample. The light scattering is measured by reading turbidity at 500 to 600 nm. The sample Factor XIII concentration is determined versus dilutions of a Factor XIII calibrator of known concentration.

KIT COMPOSITION

Reagents (Liquid Stable)

R1: Buffer Reagent
Tris Buffer, Sodium Azide 0.05 %

R2: Antibody Reagent
Latex suspension / Anti-human Factor XIII rabbit polyclonal antibody, Sodium Azide 0.05 %

WARNINGS AND PRECAUTIONS

FOR *IN VITRO* DIAGNOSTIC USE.

Not to be used internally in humans or animals. Normal precautions exercised in handling laboratory reagents should be followed.

Do not mix or use reagents from one test kit with those from a different lot number.

Do not use reagents past their expiration date stated on each reagent container label.

Do not pipette by mouth. Avoid ingestion and contact with skin. The buffer solution is weakly alkaline (pH = 8.3). Avoid direct contact to skin and eyes. If contact occurs, flush with copious amounts of water and seek medical attention if necessary.

Reagents in this kit contain sodium azide as a preservative. Sodium azide may form explosive compounds in metal drain lines. When disposing of

K-ASSAY® Factor XIII

reagents through plumbing fixtures, flush with copious amounts of water. For further information, refer to "Decontamination of Laboratory Sink Drains to Remove Azide Salts," in the Manual Guide-Safety Management No. CDC-22 issued by the Centers for Disease Control, Atlanta, Georgia.

REAGENT PREPARATION

Reagents are ready to use and do not require reconstitution. Before use, gently invert Reagent 2 at least once a week.

STORAGE AND HANDLING

All reagents should be stored at 2-8°C.

REAGENT STABILITY

Unopened reagents can be used until the expiration date shown on the package and bottle labels if stored at 2-8°C. Once the reagent vial has been opened, store tightly capped at 2-8°C and use within 1 month. Discard reagents if they become contaminated. Evidence of obvious precipitation in reagent 2 (R-2) solution is cause to discard.

SPECIMEN COLLECTION AND PREPARATION

Plasma
Whole blood is collected in a tube containing 3.2% buffered sodium citrate (blue-top). After collection, immediately mix the sample with the anticoagulant by gently inverting the tube at least six times. Centrifuge and carefully remove the plasma. Plasma samples should be assayed within 24 hours, or stored frozen until they can be tested.

AUTOMATED ANALYZER APPLICATION

Suitable for two-reagent automated analyzers that can measure a rate reaction at an absorbance of 500 to 600 nm. Refer to the instrument manual from the manufacturer regarding the following:

- Use or function
- Installation procedures and requirements
- Principles of operation
- Performance characteristics, operating instructions
- Calibration procedures including materials and / or equipment to be used
- Operational precautions, limitations, and hazards
- Service and maintenance information

PROCEDURE

Materials Supplied

REF KAI-105	
Reagent 1 (R-1) Buffer Reagent	2 x 9.5 mL
Reagent 2 (R-2) Antibody Reagent	1 x 6 mL

Materials Required But Not Supplied

Calibrators: **K-ASSAY®** Factor XIII Calibrator, **REF** KAI-106C

K-ASSAY® Factor XIII Calibrator Diluent for use in high sample dilution and calibrator reconstitution/dilution (provided with **K-ASSAY®** Factor XIII Calibrator, **REF** KAI-106C).

Two Reagent Clinical Chemistry Analyzer:
Capable of accurate absorbance readings at 500-600 nm
Capable of accurately dispensing the required volumes
Capable of maintaining 37°C

Pipettes: capable of accurately dispensing the required volumes

Test Tubes: plastic

Assay Procedure

An example of standard protocol automated application:

Sample		3 µL
↓		
• ←	R-1 (Buffer Reagent)	150 µL
↓		
• ←	R-2 (Antibody Reagent)	50 µL
↓		
		37°C, 3.8 min

Start read: 358 seconds, 546 nm, Final read: 498 seconds, 546 nm
Note: Allow all reagents and specimens to warm to room temperature (18-25°C). Mix all reagents gently before using.

Automated Method

Parameters for automated analyzers are available.

CALIBRATION

A multi-point calibration curve should be made using the **K-ASSAY®** Factor XIII Calibrator. It is recommended that the user determine calibration curve frequency as this depends on the instrument and type/number of other assays being performed. Initially, calibration should be performed each day.

QUALITY CONTROL

A quality control program is recommended for all clinical testing laboratories. It is recommended that at least two levels of control (with known concentrations of Factor XIII) be included in all assay runs.

Two levels of quality control material of known values should be run according to state, federal, and accreditation requirements or whenever there are questionable results or instrument performance, after analyzer maintenance or manufacturer's service, with each new lot of reagent, and at a minimum of every 30 days for opened vials to check storage conditions.

The values obtained for controls should ideally fall within the manufacturer's specified range. However, due to differences in assays and analyzers used to assay a control by the control manufacturer, a laboratory may establish its own control ranges by assaying the controls a sufficient number of times to generate a valid mean and acceptable range.

CALCULATIONS

Factor XIII levels are determined by the analyzer using the prepared calibration curve.

LIMITATIONS OF PROCEDURE

If Factor XIII value is greater than the highest calibrator value, dilute sample with **K-ASSAY®** Factor XIII Calibrator Diluent (provided with **K-ASSAY®** Factor XIII Calibrator, **REF** KAI-106C) and re-assay.

PERFORMANCE

Precision Assay

(Within Run)
The following results were obtained on a Roche/Hitachi analyzer with pooled human plasma:

	Sample I	Sample II	Sample III
N	10	10	10
Mean	96.72 %	54.77 %	36.50 %
Std. Dev.	0.6408	0.5945	0.2108
CV	0.66 %	1.09 %	0.58 %

Accuracy / Correlation

A comparison of the **K-ASSAY®** Factor XIII and another company's latex Factor XIII reagent was performed with the following results:
y = 0.9692x – 2.039
r = 0.9946
n = 50
x = another company's latex Factor XIII
y = **K-ASSAY®** Factor XIII

Lower Limit of Detection
The lower limit of detection is 2.3 %

Assay Range
2.3 % to 140 % (or value of highest calibrator)











EXPECTED VALUES

71 - 140% based on a study involving 79 normal samples (using a 90% confidence interval). Each laboratory should establish its own normal range.

INTERFERENCE

Bilirubin F	No interference up to 19.7 mg/dL
Bilirubin C	No interference up to 22.0 mg/dL
Hemoglobin	No interference up to 450 mg/dL
Chyle (Formazine Turbidity)	No interference up to 2400 FTU
Rheumatoid Factor	No interference up to 570 IU/mL

LABELING SYMBOLS

	Lot Number
	Reagent
	Expiration or "Use By" Date
	Catalog Number
	For <i>In Vitro</i> Diagnostic Use
	Temperature Limitation. Store between 2 and 8 degrees C
	Potential Human Biohazard
	Manufacturer
	Consult Package Insert for Instructions for Use
	Authorized Representative in the European Community

ORDERING / PRICING / TECHNICAL INFORMATION

KAMIYA BIOMEDICAL COMPANY
12779 Gateway Drive
Seattle, WA 98168 USA
TEL: (206) 575-8068 / (800) 526-4925
FAX: (206) 575-8094

Medical Device & QA Services Ltd (MDQAS)
Spring Court, Spring Road, HALE.

Cheshire. WA14 2UQ. United Kingdom.
Tel: +44 (0) 845 527 5078 Fax: +44 (0) 161 903 9787
E-mail: info@mdqas.com www.mdqas.com

