

Apo CII

For the Quantitative Determination of Human Apolipoprotein CII in Serum and Plasma

Cat. No. KAI-005

INTENDED USE

For the quantitative determination of human apolipoprotein CII in serum and plasma by immunoturbidimetric assay. FOR RESEARCH USE ONLY IN THE U.S. NOT FOR USE IN DIAGNOSTIC PROCEDURES IN THE U.S.

SUMMARY

The **K-ASSAY®** Apo CII test is intended for the quantitative determination of human apolipoprotein CII, a component of VLDL and chylomicrons, by immunoturbidimetric assay.

PRINCIPLE OF TEST

When a sample is mixed with anti-human apolipoprotein CII antiserum, agglutination is caused by the antigen-antibody reaction. The turbidity is measured at 450 nm and apolipoprotein CII in the sample is quantitatively determined.

KIT COMPOSITION

Reagents (Liquid Stable)

R1: Buffer Reagent 3 x 20 mL
Tris(hydroxymethyl)aminomethane

R2: Antiserum Reagent 1 x 20 mL
Anti-human Apolipoprotein CII goat antiserum

WARNINGS AND PRECAUTIONS

For Research Use Only in the U.S. Not for use in diagnostic procedures in the U.S.

Not to be used internally in humans or animals. Normal precautions exercised in handling laboratory reagents should be followed.

Do not mix or use reagents from one test kit with those from a different lot number.

Do not use reagents past their expiration date stated on each reagent container label.

Do not pipette by mouth. Avoid ingestion and contact with skin.

Reagents contain sodium azide as a preservative. Sodium azide may form explosive compounds in metal drain lines. When disposing of reagents through plumbing fixtures, flush with copious amounts of water.

For further information, refer to "Decontamination of Laboratory Sink Drains to Remove Azide Salts," in the Manual Guide-Safety Management No. CDC-22 issued by the Centers for Disease Control, Atlanta, Georgia.

This product contains a chemical known to the State of California to cause cancer. The R-1 reagent contains 0.38% of thiourea (CAS No. 62-56-6).

REAGENT PREPARATION

Reagents are ready to use and do not require reconstitution.

STORAGE AND HANDLING

All reagents should be stored refrigerated (2-8°C). Return all reagents to 2-8°C promptly after use. The reagents can be used for up to 18 months from the date of manufacture, as indicated by the expiration date on the package and bottle labels.

REAGENT STABILITY

Opened reagents can be used for 1 month if stored at 2-8°C. Discard reagents if they become contaminated. Evidence of cloudiness or particulate matter in solution is cause to discard.

SPECIMEN COLLECTION AND PREPARATION

Serum or plasma (EDTA, sodium citrate, or sodium heparin) test samples must be collected in the manner routinely used for clinical laboratory tests. Use fresh samples if possible. If samples will be frozen, seal tubes from air and avoid repeated freeze/thawing. Long-term storage is not recommended.

Use plastic tubes for storing the sample, do not use glass.

AUTOMATED ANALYZER APPLICATION

Suitable for two-reagent automated chemistry analyzers that use a multi-point calibration method.

PROCEDURE

Materials Supplied

Reagent 1 (R-1) Buffer Reagent 3 x 20 mL
Reagent 2 (R-2) Antiserum Reagent 1 x 20 mL

Materials Required But Not Supplied

Calibrators: **K-ASSAY®** Apo AII/CII/CIII Calibrator, Cat. No. KAI-041C

Purified water

Two Reagent Clinical Chemistry Analyzer:

Capable of accurate absorbance readings at 450 nm
Capable of accurately dispensing the required volumes
Capable of maintaining 37°C

Assay Procedure

An example of automated application (Hitachi 717):

• ← Sample 4 μL
↓
• ← R1 (Buffer Reagent) 300 μL
↓ 37°C, 5 min.
• ← R2 (Antiserum Reagent) 100 μL
↓ 37°C, 5 min.
2-point endpoint, 450 nm

Note: Allow all reagents and specimens to warm to room temperature. Mix all reagents gently before using.

Automated Method (Example)

Chemistry Parameters for Automatic Analyzer

INSTRUMENT	Hitachi 717
TEMPERATURE	37°C
TEST	(APOC2)
ASSAY CODE	(2 POINT) : (24) - (50)
SAMPLE VOLUME	(4) ()
R1 VOLUME	(300) () (NO)
R2 VOLUME	(100) () (NO)
WAVELENGTH	() (450)
CALIB. METHOD	(NONLINEAR) (1) (6)
STD.(1) Conc.-POS.	(*1) - (1)
STD.(2) Conc.-POS.	(*2) - (2)
STD.(3) Conc.-POS.	(*3) - (3)
STD.(4) Conc.-POS.	(*4) - (4)
STD.(5) Conc.-POS.	(*5) - (5)
STD.(6) Conc.-POS.	(*6) - (6)
SD LIMIT	(999)
DUPLICATE LIMIT	(10000)
SENSITIVITY LIMIT	(0)
ABS. LIMIT (SLOPE)	(32000) (INCREASE)
PROZONE LIMIT	(-32000) (LOWER)
EXPECTED VALUE	(-99999) (99999)
PANIC VALUE	(-99999) (99999)
INSTRUMENT FACTOR	(1.00)

* 1-6 Input concentration of calibrators

Parameters for other automated analyzers are available.

CALIBRATION

A multi-point calibration curve is made using the **K-ASSAY®** Apo AII/CII/CIII Calibrator. It is recommended that the user determine calibration frequency as this will depend on the instrument and number/type of other assays being run. Initially, calibration should be done each day.

LIMITATIONS OF PROCEDURE

If Apo CII concentration of sample is greater than highest calibrator value, dilute 1 part sample with 4 parts isotonic saline and re-assay. Multiply results by 5 to compensate for the dilution.

PERFORMANCE

Sensitivity

When a saline blank is used as a sample, the absorbance is below 0.200. When a calibrator having an apolipoprotein CII concentration of around 4 mg/dL is assayed, the absorbance (after subtracting the saline blank) is within 0.010-0.100.

Specificity

When control serum with a known value is assayed, the result is within ±10% of the assigned value.

Precision

When a sample that has an apolipoprotein CII concentration of around 4 mg/dL is assayed 20 times (within-run), the absorbance C.V. is below 5%.

Assay Range

1-15 mg/dL









INTERFERENCE

Bilirubin:	No interference up to 20 mg/dL
Hemoglobin:	No interference up to 500 mg/dL
Lipemia:	No interference up to 20% volume of Intralipid® 10%

REFERENCES

- Koga, T. *et al.* Japanese Journal of Clinical Chemistry (Rinsho Kagaku). 19:19-27 (1990).
- Tuguhiko, N. The Japanese Journal of Clinical Pathology (Rinsho Byouri). 38:125-134 (1990).
- Yasuyuki, O. The Japanese Journal of Clinical Pathology (Rinsho Byouri). 38:1134-1140 (1990).
- Labeur, C. *et al.*, Clinical Chemistry. 36:591-597 (1990).
- Stein, E.A. Lipid and Lipoprotein Risk Factor. 87-100 (1991).
- Matsushima, T. Kensa to Gijutsu (in Japanese). 21:155-158 (1993).

LABELING SYMBOLS

	Lot Number
	Reagent
	Expiration or "Use By" Date
	Catalog Number
	Temperature Limitation. Store between 2 and 8 degrees C
	Manufacturer
	Consult Package Insert for Instructions for Use
	Authorized Representative in the European Community

EU AUTHORIZED REPRESENTATIVE



EC REP

Advena Ltd.

Tower Business Centre, 2nd Flr.,
Tower Street, Swatar, BKR 4013 Malta

ORDERING / PRICING / TECHNICAL INFORMATION



KAMIYA BIOMEDICAL COMPANY

12779 Gateway Drive
Seattle, WA 98168 USA
TEL: (206) 575-8068 / (800) 526-4925
FAX: (206) 575-8094